


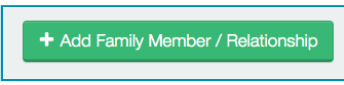
New and Improved Parent Registration System

Dear Valued Parents,

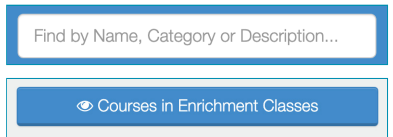
We are pleased to introduce our brand new registration system called Eleyo (pronounced L.E.O.). We would like to make this transition as easy as possible. Please follow the instructions below to create an account for your family.



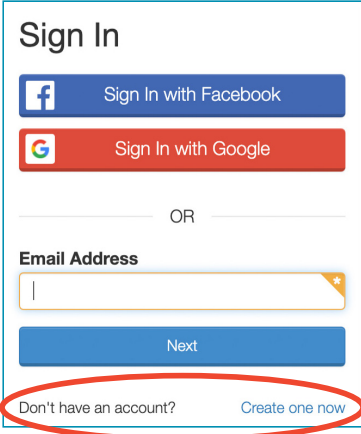
1. Please visit pvschools.ce.eleyo.com
2. To Create a New Account – Click Sign in



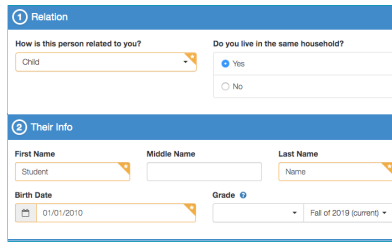
6. Click “Add Family Member/Relationship” to add child



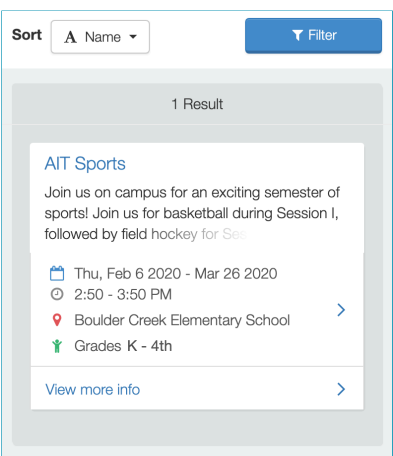
11. You may search by keyword at the top or click “View All Courses in Enrichment Classes”



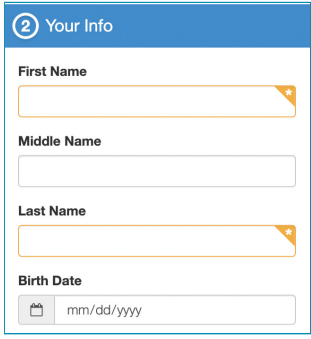
3. Click on “Create one now” or Sign In with Facebook or Google



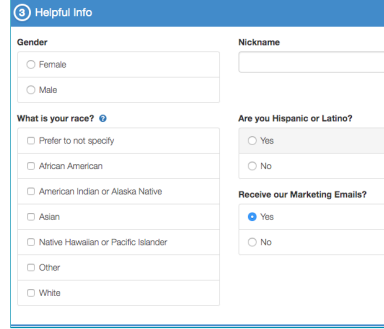
7. Add your child’s information here



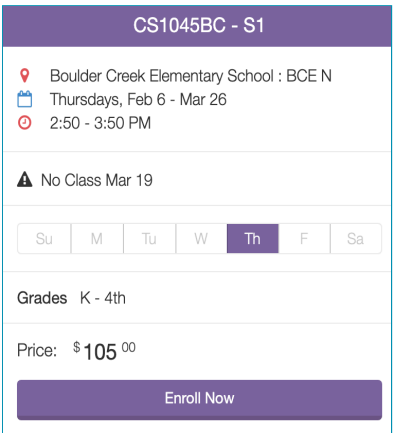
12. When you find the class click on “View more info” -> “View All Courses in Enrichment Classes”



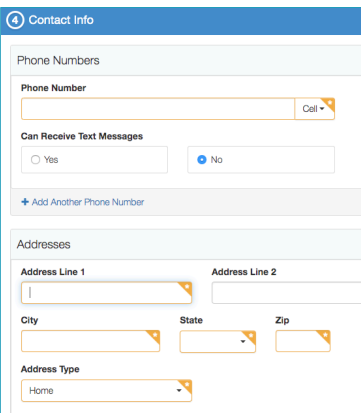
4. “Your Info” – Enter parent information here



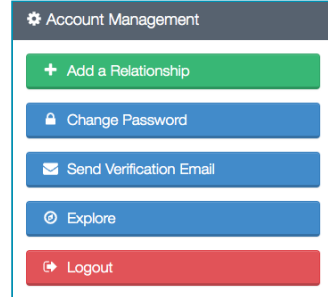
8. Helpful information section



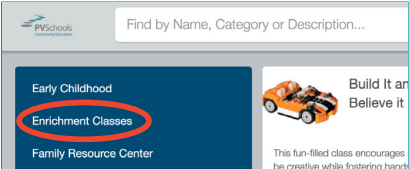
13. Choose a session and click “Enroll Now”



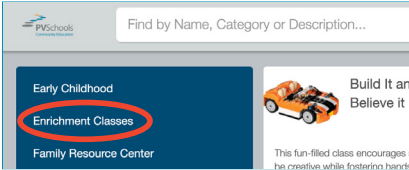
5. Please complete this section



9. After creating account you are now able to register. Click “Explore”



14. You will be prompted to select your child
15. Continue through the screens to prompt payment and complete the registration. To confirm that your registration was complete you will receive an email confirmation.



10. Click on “Explore All Programs”, then select “Enrichment Classes”. Click “Explore” -> “Classes” -> “Learn More”